



NEWSLETTER AUTUMN 2 2023



Dear Parents and Carers,

What a jam packed half-term we have had. Thank you to all of our Parents and Carers who attended the Workshops and various Christmas events that have been offered throughout the Federation. We hope that you have enjoyed being able to share these events and celebrations of the hard work that the children have put in.

As a Federation the children were invited to take part in the 'Walktober 2023' pupil competition. We are delighted to tell you the following children have won a prize in the competition draw - Lily D, Lauren H and Emilia T.

Our Time To Shine Day was a great success, with lots of the children taking part and understanding the importance of using reflective and fluorescent clothing and gadgets in a fun and innovative way, to make sure our young people are much more visible to drivers and therefore much safer on the roads. All of those children that took part were entered in to a raffle and the winners at the Pre-School and Infant School were - Ronnie, Tyler, Blake F, Henry P, Tobias, Ezra and the Junior School winners were Johan, William, Erin and Natalia.

We would like to thank you all for your support with our fundraising events this half term. Across the federation we raised £442.77 for the Royal British Legion, through the School Councils' Poppy sales; £219.64 from our 'SPOTacular' fundraiser for Children in Need and our 'Welcome Winter Jumper Day' raised £277.41 for WFA. Thank you.



We would like to congratulate the winner of the Christmas Card Project ran by the Hampshire Children's Services Directorate. Well done Olivia T on your beautifully designed card.

Federation dates for Spring Term

Tuesday 2nd January - First Day of Spring 1 Term
Monday 19th January - 9.00am Parent SEND workshop
Friday 2nd February - Number Day NSPCC fundraiser
Friday 9th February - Last Day of Spring 1 (Half Term)
Monday 19th February - First Day of Spring 2 Term
Friday 15th March - Science Day
Wednesday 27th March - INSET Day
Thursday 28th March - INSET Day
End of Spring Term Easter holiday: Friday 29th March - Friday 12th April 2024
See individual schools' calendars for additional activities

PARENT VOICE

I would like to thank the new members of The Parent Voice for coming to their first meeting. Agenda items were Stormbreak, Feedback from the new Newsletter, school trips and fundraising. Actions from meeting:

- Schools to reintroduce sending reminders for events,
- Collection of donations from performances with money going towards School events
- School trips, full breakdown of costing to be shared with parents and trips will be cancelled if not enough funding.
- School to seek grants for in-school events to try and reduce parent contribution.
- Majority of fundraising to focus on School to support the development of the outside Playgrounds.

On behalf of myself and all staff across the Federation, we'd like to wish all our families a safe and restful Christmas and a happy New Year.

Best wishes

Mrs Cammish, Executive Head Teacher



Attendance

Reporting Absence

There are a number of reasons why it is really important to call or message when your child is absent school.

- **Attendance records:** We maintain attendance records for each child. Informing us about your child's absence helps in keeping accurate records. Consistent communication can prevent misunderstandings and ensure that the school is aware of the reasons for your child's absence.
- **School policies:** We have specific policies regarding attendance and communication of absences. Notifying the school about your child's absence helps you comply with these policies and ensures a smooth relationship with the school administration.
- **Responsibility and accountability:** Teaching your child the importance of responsibility and accountability is a valuable life lesson. When you make the effort to communicate their absence, you demonstrate the significance of taking responsibility for one's commitments.
- **Building a partnership with the school:** Regular communication with the school helps build positive relationships. It shows that you are actively involved in your child's education and that you respect the school's policies and procedures.
- **Emergency/ safeguarding situations:** In the event of an emergency or unexpected situation, knowing your child's whereabouts and well-being is crucial. If the school is aware of your child's absence, they can respond appropriately if needed.
- **Social and emotional support:** If your child is going through a difficult time emotionally, letting the school know about their absence allows for additional support and understanding from teachers and staff.

Overall, phoning your child in sick to school is a responsible and considerate action that benefits not only your child but also the school community as a whole. It contributes to a positive and cooperative relationship between parents and educators, fostering an environment that prioritizes the well-being and education of each child.

Absence of sibling—The absence or illness of a child should not affect the education of their siblings. If a child has an appointment arrangements should be made to ensure that the other sibling is either dropped or collected on time.

Safeguarding

Staying safe online

Many children will be receiving devices over the Christmas period. We strongly advise that parent controls are set up on their devices before the children are allowed to use them. Safer Internet have lots of information for parents about setting up parental controls. They also recommend having open and honest conversations with children about their online use.

<https://saferinternet.org.uk/online-issue/parental-controls>

Age restrictions of Social Media Apps

Please be mindful that social media apps are not appropriate for pupils under the age of 13.

Below are the age restrictions for the most popular apps:

What's App—16 years +

Instagram—13 years +

Facebook—13 years +

Snapchat—13 years +

TikTok - 13 Years+



What are the risk of children using social media apps?

- Many sites include an instant message function that allows private conversations between site members.
- Most social networking sites have an app version available, meaning your child will have access to the social network from their smartphone or tablet. Some app versions of social networks use the location of the phone.
- Information shared between friends can be easily copied and may spread.
- It isn't easy to take back information that has been posted – and can be impossible if it's already been shared.
- Not everyone your child meets online will be who they say they are. Chatrooms and forums can connect people who are complete strangers and can be unmoderated.

It's Christmas Time – Parents guide to help keep children safe online

It's Christmas Time!

A Parent's Guide to Social Media

A Parent's Guide to Sharing Pictures

A Parent's Guide to Gaming

A Parent's Guide to Online Grooming

A Parent's Guide to Live Streaming

A Parent's Guide to Online Influencers

A Parent's Guide to Fake News

A Parent's Guide to Privacy Settings

It's always best to be prepared

Many parents may be planning to give electronic gadgets to their children this festive period. Our guide is designed to help parents take a realistic approach to help keep their children safe when using the internet, social media and playing online games. Scan the QR code to find out more.

Online safety is when young people know who they can tell if they feel upset by something that has happened online.

Parents please contact your school to enquire attending their next e-safety workshop or have any concerns.

Working with Home Office 'PREVENT', The Police and Crime Commissioner and Children's Safeguarding Partnerships to help keep children safe online.

Skips Educational Email: info@skipsed.com Tel: +44 121 227 1941

Download in partnership with

Home Office

Skips

www.skipssafetynet.org

Mental Health and Wellbeing

As a federation some of our staff have been learning about stormbreak and the impact that it can have on children. Throughout the year, our aim is to begin implementing Stormbreaks into our curriculum.

A stormbreak is purposeful participation in movement to shape and support mental health. Stormbreaks are focused on concepts supporting good mental health including resilience, self-worth, relationships, self-care and hope and optimism. Through regular Stormbreaks, children learn skills to positively shape and support their mental health for life.


So far, a selection of classes across the federation have trialled Stormbreaks and have thoroughly enjoyed them.

Please click the link to find out more.

<https://youtu.be/twEdaWZrtVU>



We look forward to rolling this programme out wider across the federation.



Alongside Stormbreak, some staff are completing Dragonfly training which is Senior Mental Health Lead Training. There are 5 core units in the training which support staff in creating and developing our whole school approach to mental health. These units cover areas such as: ethos and the environment, staff development and targeted support.

Throughout the year, the Senior Mental Health Leads will disseminate the training to all staff and monitor the impact of our mental health interventions, which include tutoring and mentoring.



SPECIAL EDUCATIONAL NEEDS

Welcome to our first newsletter page dedicated specifically for Special Educational Needs.

We hope you find this information useful, and to keep you updated with all the SEN news and updates.

Mrs Milczarek is the Wallisdean Federations SENCO (Special Educational Needs Co-ordinator). Working closely with Mrs Brown (Parent Support Worker) and Mrs Evans (Deputy Headteacher and

Identifying those with SEN

A child or young person has special educational needs if they have a learning difficulty or disability which calls for special educational provision to be made for him or her. (SEND Code of Practice)

SENDIAS are an advice and support service. They offer up to date, accurate and impartial resources and information.



Graduated Approach:

Many children across the Federation take part in a variety of interventions to meet their individual needs.

Wave 1: Inclusive, high quality teaching for all.

Wave 2: Additional interventions to enable children to work at age related expectations

Wave 3: Additional highly personalised interventions.

For some children this will be a small catch up group, others may receive 1:1 emotional support, and some may receive a more intensive programme of support.

We follow the assess, plan, do, re-view cycle to ensure a person-centred approach, maximising each child's potential. Teachers meet regularly to plan provision for children.



SEN Glossary

ADHD: Attention Deficit Hyperactivity Disorder

ASD: Autistic Spectrum Disorder

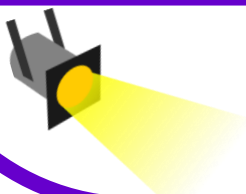
EHCP: Education, Health and Care Plan

EHH: Early Help Hub

PDA: Pathological Demand Avoidance

CAMHS: Child and Adolescent Mental Health Services

Come and find out more at our SEND parent workshop on 19th January at 9am with Mrs Evans and Mrs Milczarek.



Look out for our 'spotlight' feature in the SEN Newsletter

PARENT SUPPORT


The Wallisdean Federation would like to offer practical help and emotional support to parents experiencing short, or long term difficulties with their children. We aim to help parents boost their parenting skills, or seek support from external agencies where necessary. As a federation, our staff have extensive training and experience in behaviour problems. This training and our collective experience, means we are well placed to offer you support with a range of concerns.

Common Problems

You are not alone! Every parent is likely, at some point, to have issues they struggle to deal with concerning their child/children. I can offer a variety of strategies that may help you overcome these.

Some common issues are:

- Bed wetting
- Sibling problems
- Changes in behaviour
- Refusal to do as they are asked
- Food problems
- Issues with doing homework/reading
- Anger, aggression and tantrums
- Sleep and bedtime time routine
- Morning routine
- Issues with technology and gaming



Contact information

If you would like a meeting or a place on a course, please call or email the school office and Mrs Brown will contact you directly to arrange a meeting.

Email: p.support@wallisdean-inf.hants.sch.uk



WFA



Christmas


The Discos were a great success in the junior school. The children had a wonderful time dancing and singing. Also played a few fun games.

Meanwhile over in the infant school the children were treated to an amazing Magic show the children laughed and gasped with amazement.

The children in the Infant school had a wonderful time doing their Christmas shopping this year. The WFA Elves will be back out again after Christmas to

The raffle raised an amazing £1267.30 across the federation .

Thanks you so much for all the support on selling tickets



If you haven't done so already please scan the QR code below and sign up to the coop members app. Once you have created an account click the community link and select Wallisdean as your cause.

MEMBER PRICES
Members save more

Scan the QR code to download the app or ask at the till

Download on the App Store | GET IT ON Google Play

Sign up today to get Member Prices ↗



Book Recommendations

Pre-School

WHO TO READ NEXT?

How are you feeling today?

What makes you feel yellow?




The Colour Monster
by Anna Llenas

Who makes you feel pink?

Do you feel mixed up?


Infant School

WHO TO READ NEXT?




Nick Butterworth

Jez Alborough



JEZ ALBOROUGH





Enid Blyton

Junior School


WHO TO READ NEXT?

If you liked reading...
Christmas Books




Try...
Diary of a Christmas Elf
by Ben Miller

Try...
Virtually Christmas
by David Baddiel



Try... *The Very Merry Murder Club*
by Serena Patel and Robin Stevens

ROOM ON THE BROOM



The children have enjoyed our Room on the Broom topic. Our focus area of learning has been PSED (Personal Social & Emotional Development) and we have had a lot of discussions about the feelings of the characters in the story. We have also been talking about our basic emotions and linking these to real life scenarios. The children have learnt the story well and they have been using soft toys, story stones & puppets to recall events and phrases.

We visited the Junior School garden to collect the pumpkins that we planted in in the summer term. We have been exploring pumpkins and the seeds inside, talking about how they look and feel. The children have been using their fine and gross motor skills for finding different ways to draw pumpkins and adding lines and dots to their creations. We were very excited to see what was in the Autumn Bags that the children had brought in. We talked about how the objects looked and felt, the children also used them for craft and small world play. The children have had a lot of fun using craft resources and messy play making magic wands and potions. There has been so much role-play this half term with children being witches, dogs and dragons. They have even used their own imagination set up a doctors surgery and a hair



to

Diwali & Fireworks!

We looked at Diwali and firework celebrations. The children used resources to create their own Rangoli patterns and firework creations.



Transition

We had a lovely visit to Reception where we played in both classrooms and the outside area. We joined the Year R staff and children in exploring pumpkins & vegetables, role-playing at the shop and exploring some of their resources.



Cheesecake

Some of the children were independently role-playing at making cheesecakes. We went with their interests and let the children make their own real cheesecakes! They enjoyed bashing the biscuits, stirring the filling and slicing the strawberries.



- * Ask your child to tell you about the story of Room on the Broom. Talk about the characters and events.
- * Join in with your child's role-play and use expressions to display feelings and emotions.



Next Topic: **WHAT WILL YOU BE...?**

Going with the children's interests our next Topic will involve lots of role-play as well learning about different roles and occupations.



Year R Attendance **97%** Lion **98%** Giraffe **96%**

WEEK 1

This week we started our new topic "What makes me a superhero?". We read the book 'Superhero Like you!' by Dr Ranj and started learning about superheroes in the world around us. We explored and talked about the jobs of chefs, doctors and scientists and have been pretending to work as them in our play.

Star of the Week Giraffes– Ronnie

Lions– Luna

Gold Book

Giraffes– Freya and Arthur

Lions–Tyler and Emilia



We continued learning about real life superheroes this week. We drew pictures of superheroes we would like to be and read the story 'Doctor' by Ando Twin and Lucy Cuthew. We learnt about a doctor's job and new words like stethoscope and otoscope. In Busy Time we have been pretending to be police officers, doctors, builders, shop assistants and chefs.

Star of the Week Giraffes– Jack

Lions– Dante

Gold Book

Giraffes– Freya and Arthur

Lions–Archie and Nabilah



WEEK 3

This week we have been learning about the job of Police officers. We read the story 'Police Officer' by Ando Twin and Lucy George which helped us to learn some words like uniform, handcuffs and radio. In Literacy we had a go at labelling a Police picture using our sounds. In Busy Time we have working as Police Officers taking notes on crimes, revealing secret messages and codes.


Star of the Week Giraffes– Albie

Lions– Ivy

Gold Book

Giraffes– Luella and Albie

Lions–Rohan and Alastair



This week we read the story 'Izzy Gizmo' a tinkerer and inventor whose inventions don't always work as planned. We talked about resilience and times when we have found things tricky, had to persevere and be resilient, like when learning to ride a bike. We also made a story map for the book, ordering pictures, drawing and writing too.

Star of the Week Giraffes– Freya

Lions– Nabilah

Gold Book

Giraffes– Aubree and Ronnie

Lions– Luna and Amber



WEEK 5

This week Mrs Barton challenged us to become inventors. She asked us to find a way to keep the foxes out of the vegetable patch. We came up with lots of different ideas like building traps, making nets and using scarecrows and smells to scare the fox. We started to think about what we could use to build our inventions. We also tried out a new sport this week called Kurling. We learnt how to push and score points.

Star of the Week Giraffes– Reece

Lions– Dexter

Gold Book

Giraffes– Emelia-Jayne & Lucas-Jay

Lions - Freya and Ralpie



This half term we started learning about birthdays. We talked about what a birthday is and how we celebrate our own birthdays. We then read the story 'The Birth of Jesus' by Katherine Sully and found out about when Jesus was born. We learnt that Christmas is a time when some people remember and celebrate Jesus' birth.

Star of the Week Giraffes - Lilly

Lions - Amber

Gold Book Giraffes - Jude and Bonnie

Lions - Sydney and Rowan



Helpful TIPS

about feelings.

Oh no we made a mistake. Let's try

I wonder how we could solve the problem?

I can see your feeling...

You can find more advice and ideas on the Tiny Happy People Website:

<https://www.bbc.co.uk/tiny-happy-people/behaviour-and-wellbeing>

The Lions and Giraffes have been brilliant at becoming characters in their play so next half term we are going to become story tellers. We will read and explore characters, events and settings in traditional tales.



Year 1 Attendance **95%** Elephant **95%** Crocodile **95%**

WEEK
1

Gold Book - Crocodile: Thea and Lola

Elephant: Emily and Theodore

Star of the week– Shqiponja

Elephants: Ameia

This week, Year 1 started their new topic which is all about toys from the past and the present. We were informed by Miss Davies that Buddy the Elf had set up a workshop in our hall making some toys! We were lucky enough to go and see him working and explore some of the toys he had brought with him. We had a great time playing with some toys we had never seen before.



Gold Book - Crocodile: Stanley and Brendon

Elephant: Lexie and Jessica

Star of the week– Sebastian

Elephants: Lillimore

This week in History, we talked about timelines and recapped the learning we had done previously about them in our Dinosaur topic. We talked about some toys from the past and looked at how they had changed over time. We were then able to create our own personal timeline of a toy that had changed in our lifetime; this was a rattle, Duplo and Lego. We talked about what had changed about them and why it had changed.



WEEK
2

WEEK
3

Gold Book - Crocodile: Elizabeth-Grace and Emily

Elephant: Thomas and Ethan

Star of the week– Lola

Elephants: Tinashe

In maths this week, we learnt all about time and how it is important to understand what time is and why we use it. We first looked at o'clock talking about when our different lessons start and eventually moved onto half past. We liked using the mini clocks to show different times and learning how to read them carefully by looking at the hands.



Gold Book - Crocodile: Otis and Teddy

Elephant: Katherine and Manisha

Star of the week– Crocodile: Rory

Elephants: Jessica

This week, we have been learning about writing instructions and how important it is for them to be clear and have key details. We first read the story 'Mince Spies by Mark Sperring' which is about how the mince pies save Christmas by taking down the naughty Brussel sprouts. We were then lucky enough to use our DT skills to make some yummy mince pies! We enjoyed using the cookie cutters to cut the pastry and spooning the filling into the cases.



WEEK
4

WEEK
5

Gold Book - Crocodile: Oliver and Nevaeh

Elephant: Taran and Lex

Star of the week - Crocodile: Dani

Elephants: Ethan

This Week, we started making our Christmas decorations ready to go on our school Christmas tree! Elephants made stockings and Crocodiles made rocking horses. We loved carefully adding the glitter to make them very sparkly. We also started to create our John Lewis art work for our school display, Year 1 were focusing on the boy from the advert. We used our collaging skills to make his coat and trousers.



Gold Book - Crocodile: Leni and Stanley

Elephant: Lillimore and Emma

Star of the week - Crocodile: Faith

Elephants: Elle-Marie

This week, we created our backgrounds for our teddy bear sketches to be mounted onto. We used the same techniques as Coco Fronsac where she collaged newspapers. We ripped and layered the pieces of paper using PVA glue to make the final finish shiny. Once we had created our backgrounds and added our teddy bear sketches we invited Year 2 to come and see our Art gallery. We enjoyed sharing our work with them and even sang them our Coco Fronsac song.



WEEK
6

Next half term we will be looking at money in our Maths. It would be helpful if children could look at some coins you have at home and try identifying what each one is worth. You could even have a go at making different amounts up to 20p. See how many different ways you can come up with!

Along side practising your pre-cursive letters, it would be really helpful if you could get your child to also practise the capitals for each lower case letter.



Next half term our new topic will be all about 'Houses and Homes', we will be learning lots about the local area and using our Geographical skills to help us with her learning.

It would be really great if over the Christmas holidays you and your grownup could go on a walk to see what kind of local things are available to our community. For example a park, shop, school, secondary school.



Year 2 Attendance **95%** Monkey **94%** Tiger **96%**

WEEK
1

Star of the Week: Tigers - Harry

Monkeys - Alice T

Elodie and Abbie were in the Gold Book for Tigers for being resilient when sketching a penguin. Mia and Pearl were in the Gold Book for Monkeys for being resilient when sketching a penguin. In Year 2 this week, we have been focussing on developing our resilience in art. We have continued to build on our sketching skills to sketch a penguin.



Star of the Week: Tigers - Charlie

Monkeys - Ezra

Henry and Logan were in the Gold Book for Tigers for being resilient when sketching a snake. Olivia T and Freddie were in the Gold Book for Monkeys for being resilient when sketching a gecko. In Year 2 this week we carried out an investigation in Science. We were investigating 'What would be the best material to melt ice on the roads?' We thoroughly enjoyed experimenting with the different materials and discussing our findings.



WEEK
3

Star of the Week: Tigers - Hamidat

Monkeys - Buddy

Harriet and Hamidat were in the Gold Book for being resilient when sketching a gecko. Ezra and Abdul were in the Gold Book for Monkeys this week for being resilient when learning about time in maths. In Year 2 this week we have been working hard in maths learning about time. We have been showing resilience in learning about o'clock, half past, quarter to and quarter past, some of us even got onto learning about 5 minute intervals!



Star of the Week: Tigers - Kodi

Monkeys - Olivia T

Angelyn and Mimi were in the Gold Book for confidently painting inside their snake sketch. Ezra and Abdul were in the Gold Book for Monkeys this week for being resilient when learning about time in maths. In Year 2 this week we have been practicing our sewing skills in DT by practicing a running stitch. We made sure we were careful by doing a class risk assessment first to keep us safe.



Star of the Week: Tigers - Logan H

Monkeys - Leo

Kodi and Tommy were in the Gold Book for confidently creating their Christmas Calendar. Reggie and Olivia were in the Gold Book for being resilient during Calendar Making. In Year 2 this week we had so much having our parents in our classes to complete the workshop with us and create our calendars. We used our DT skills from last week to create our animal that went on our calendars.



Tigers Star of the Week: Elanor

Monkeys - Freddie

Annabelle and Lillie-Mai were in the Gold Book for confidently creating their Christmas Card. Ezra and Abdul were in the Gold Book for Monkeys this week for being resilient when learning about time in maths. In Year 2 this week we have been practicing our Nativity ready to perform to our parents next week. We also had our dress rehearsal which was so much fun as we got to see what it will look like when we do our performance. We used our rolling and folding skills to create a Christmas Card.



Year 2 have been working hard to ensure we are forming our ascenders and descenders correctly in our Writing. In Maths we have been practising telling the time. Lots of us are able to say when the clock shows it is playtime, lunchtime and the end of the day! It would be really helpful if the children could continue to practise this during the Christmas holidays to consolidate their understanding.

After half term, we will be continuing starting our new topic—A tale of two cities. We will be looking at the similarities and differences between Portsmouth and Cape Town including the physical and human features. It would be great if you could start to research these two cities.



Year 3 Attendance 96% Class 1 96% Class 2 96%

WEEK 1

This week, the children launched their new topic Pole to Pole by carrying out different experiments with cars. The children took part in car racing, an obstacle course, looking at different surfaces and then comparing two different types of car mats to play on. We then had a discussion about why different surfaces make our cars do different things.



Star of the Week: Class 1—Avani , Class 2— Harper Class Cup: Class 1 — Brooklyn Class 2 — Reuben Downer

This week, we received pen pal letters all the way from Los Cuarteros in Spain and these were read out by children in the class. The children found out that their pen pals are Mario, Ines and Carlos and each sent their own letter with information about their families and hobbies. The children discovered that they have very similar interests to us! We are looking forward to replying and sharing some of the Spanish we have been learning with our new friends.



WEEK 2

WEEK 3

Star of the Week: Class 1 - Ella , Class 2 - Skyla Class Cup: Class 1 - Oliver Class 2 - Miya
This week we devised experiments to test the amount of friction created on different surfaces such as wood, carpet and sandpaper. We used ramps and wooden cars to test the different materials. We also planned an experiment to test the strength of different magnets.



Star of the Week: Class 1— Finley , Class 2— Ava Class Cup: Class 1 — Wiktorja Class 2 — Alice

This week, the children have been exploring magnets and their different uses. We have carried out several investigations such as, which magnet is the strongest? And how do magnets attract and repel? We have also begun our Christmas learning journey in English based around a Winter Poem called Coming Home which has got us in the Christmas spirit.



WEEK 4

WEEK 5

Star of the Week: Class 1- Lauren , Class 2 - Theoni Class Cup: Class 1 - Toby Class 2 - Jaxon
This week, we applied our knowledge of magnets by designing a creating magnetic board games. In Computing we have also been focusing on decomposing and programming a magic carpet game which requires the user to fly the carpet through a series of obstacles to reach the target.



Star of the Week: Class 1 - Ruby , Class 2 - Ella Class Cup: Class 1 - Harriet Class 2 - Molly

This week, we were busy preparing our Enterprise orders. We focused on creating fun, festive wrapping paper and took great care in painting beautiful tea light holders. In Maths we explored 3D shapes and used modelling materials as well as nets to make a variety of shapes.



WEEK 6

Helpful TIPS

- Please check the children's book bags for their new half term homework based on our new topic, Extreme Earth.
- In the New Year, we will be focusing on telling the time. Here is some key vocabulary that would be useful for them to recap over the holidays: hour, minute, seconds, morning , noon, afternoon, evening, midnight, am and pm. Talk about how many seconds in a minute and how many minutes in an hour.

Our next topic will be called Extreme Earth. This will have a focus on physical features of the Earth including Volcanoes and Earthquakes.

We will also be comparing and grouping different kinds of rocks as part of our Science.



Year 4 Attendance 95% Class 3 95% Class 4 95%

WEEK
1

Year 4 began this half term by looking into the digestive system and how it operates. We used food and various items to recreate the digestive system and show how food turns into faeces. This week we also began looking at fractions. We recapped what fractions are and then what fractions look like as well as equivalent fractions.



Class Cup Class 3—Edward Class 4 - Emma Star of the Week: Class 3—Teddy Class 4- Sze Wun

In PE we are starting to look at gymnastics and working through specific poses that we need to be able to control. We also took some time to appreciate the hard times that evacuees had to go through during the war as part of our remembrance activity. In Spanish we are learning Christmas words. Why don't you ask your children to share this with you.



WEEK
2

WEEK
3

Class Cup Class 3—Seleste Class 4 - Madhav Star of the Week: Class 3—Willow Class 4— Jason

This week in maths, we started to look at shapes and what their properties are. In English we have been finishing our Digestive System articles. We have also completed experiments to see the effect of different fluids on eggs. This was to get us thinking about the importance of looking after our teeth. In guided reading we have started a new class book by an author called Nizrana Farook called 'The boy who met a Whale'.



Class Cup Class 3-Peaches Class 4 - Isla Star of the Week: Class 3 –Teddy-RayClass 4 Freddie

In class this week we have begun our study of the artist Guiseppe Arcimboldo. We have explored his work and begun to look closely and fruit and vegetables in preparation for our self portraits. On Friday we were encouraged to wear bright colours for time to shine day. As the nights get darker, this was to remind children to keep safe on the roads.

WEEK
4

WEEK
5

Class Cup Class 3—Franky Class 4 Heidi- Star of the Week: Class 3— Kyrlyo Class 4 Mila-Rose

In class this week we have continued with our study of Arcimboldo and practiced our sketching skills as well as plan our portraits. We voted as a school for our 500 star treat, and the winner was cooking! We have focused on mental health and well-being in PHSE, and looked at ways to support this. Ask your children about ways to unwind the mind.



Class Cup Class 3— William Class 4 - Corren Star of the Week: Class 3—Scarlett Class 4 -Elijah

This week, Year 4 have been focusing on their rehearsals for the Christmas performance. We have worked as a year group as well as lower school to ensure we are ready. We have been working on finishing our Arcimboldo paintings and making sure that our edits are meaningful. On Thursday we got to experience a game called New Age Kurling. This was a lot of fun and many of us would like to do it again.

WEEK
6

Helpful
TIPS

Over the holidays, we want the children to enjoy family time as much as possible. It is also very important that this includes listening to your child reading and having conversations about the stories. As well as this practicing times tables is important too. Maybe having a competition with a family member on who can answer the most times tables correctly in the quickest time. There is of course purple mash and TT Rock stars which can be used to practice too. Continuing these throughout the holiday helps your child to retain the information they have learnt and improve their learning ready for when they return in the New Year,

We hope you all have a wonderful holiday.

Next half term we will be starting our Mary Rose topic. Within this topic we will learn about local history of the Mary Rose and the battle that took place. We will visit The Mary Rose at Portsmouth Dockyard and we will be learning about Henry VIII and his legacy on British history.

SO
WHAT,
WHAT'S
NEXT?

Year 5 Attendance 95% Class 5 95% Class 6 95%

WEEK 1

This week, we started out new topic, Urban Warriors. We started by going on a plastic duck hunt around the grounds. We located lots of ducks and some of them had letters on them. When we had finished, we unscrambled them to spell the word 'POLLUTION'. We then learned about how plastic waste ends up in the sea and because of the currents, it ends up in places such as the Great Pacific Garbage Patch.



Star of the Week: Class 5 - Noah, Class 6 - Alarni-Rae Class Cup: Class 5 - Bella , Class 6 - Harry Du


In science this week we have been investigating materials that would make viable alternates to plastic for bag making. We carried out tests for strength, absorbency, flexibility and transparency. Then we had to write a conclusion and come to a decision. Class 5 decided that hessian would be best and Class 6 thought felt had good properties to make bags. It was also remembrance time , so we found out more information about child evacuees and considered what we thought was important enough for us to pack in a suitcase. We observed a minute silence.



WEEK 2

Star of the Week: Class 5 - Romeigh, Class 6 - Phoebe Class Cup: Class 5 - Lily-Eve, Class 6 - Erin

The Hampshire Fire Safety team visited year 5 this week. We discussed the things we knew about fire and looked at practical things we could learn and do that would help to keep us safe. We found out about checking the smoke alarms in our homes; we looked at dangers in the kitchen and learned the 4 main causes of house fires - cooking, electrical, smoking and candles. We had a homework task to complete, about making a fire exit plan of our houses.



WEEK 3

Star of the Week: Class 5 - Oliver, Class 6 - Faye Class Cup: Class 5 - Jesse, Class 6 - Ella


We began to plan and make our 3D sculptures in art. These will be a representation of the problem with plastic pollution in our oceans. We studied the work of other artists that have shown 3D sculpture and also watched some ocean photographers taking pictures inside waves.



WEEK 4

Star of the Week: Class 5 - Gerard, Class 6 - Mary Class Cup: Class 5 - Victoria, Class 6 - Gabriel

This week we started painted our wave sculptures and then we added plastic to show how litter can effect our oceans and the Great Pacific Garbage Patch. We also did our 500 star treat vote and from the votes we found out that Christmas cooking was most popular. We are looking forward to this! By Gracie and Zachary.



WEEK 5

Star of the Week: Class 5 - Lachlan, Class 6 - Calvin Class Cup: Class 5- Keira , Class 6 - Freddie

This week, we had the opportunity to try the sport, Kurling. We really enjoyed it and no words can explain the fun that we had! We also started making our Enterprise goods to sell to the parents. We made wreaths and snowmen tea lights. In class we also made angel tree decorations that we can take home to hang on our Christmas tree. By Alarni-Rae and Calvin



WEEK 6

Helpful TIPS

- Remember to read, practise times tables and spellings every day.
- There will be a new homework grid in the new year, as well as a new spelling list .
- Please remember to have a water bottle and a coat in school every-day.

Our new topic in January will be The Circle of Life.

Each of the classes will be taking part in a 6 week Joy of Move programme with Pompey in the Community.



Year 6 Attendance **96%** Class 7 **95%** Class 8 **96%**

WEEK
1

Star of the Week: Class 7- Scarlett-Diane, Class 8- Frankie

Class Cup: Class 7 - Freddie, Class 8 - Oscar

To start the half term off, we created artwork inspired Georgia O'Keefe. We practice blending using pastels, tried to copy the patterns that O'Keefe used and developed our sketching skills of shells. We put these skills together in our final piece of artwork of a shell inspired by the artist.



Star of the week: Class 7 –Emilie, Class 8- Finley

Class cup: Class 7—George, Class 8— Bria

For remembrance day, we thought about life for evacuees and the impact this had on them. In English we focused on how to build tension in our writing and linked this to the first scene from Macbeth. In history we compared Greek theatre with theatre in Tudor times.

WEEK
2

WEEK
3

Star of the Week: Class 7– Georgie, Class 8– Ivy.

Class Cup: Class 7 - Alexis, Class 8 - Jack

We started our science learning this week. We shone a torch through a pieces of paper with holes in it to see how far the light travels. This taught us that light travels in a straight line . We recapped some previous learning about how light travels like that shadows are formed when the light from a light source is blocked. By Mahnez, Mia and Frankie.



Star of the Week: Class 7– Paige Class 8 - Mahnez **Class Cup:** Class 7 - Lillian-Rose Class 8 - Mia R

This week we used the ipads to learn how to use stop-motion animation as part of our computing. We moved lego bricks in preparation for creating our own stop-motion animation linked to the first scene of Macbeth. We also finished off our scenery for the stop-motion animation.

WEEK
4

WEEK
5

Star of the Week: Class 7– Elissa-Mae Class 8 – Casey **Class Cup:** Class 7 - Riley Class 8 - Lula-Belle

This week we read the last part of Macbeth. We all gathered together to act as Macbeth and his army and Macduff and his army. Our actors did an excellent job representing the characters. We've used the story in our guided reading, English, history and computing lessons.



Star of the Week: Class 7– Harvey Class 8– Lacey **Class Cup:** Class 7 - Eleanor, Class 8 - Callie

This week we started getting into the Christmas spirit. We painted our intricate Christmas decorations. We also started making our enterprise orders—all the profit we have made from enterprise will go towards Year 6 golden time activities. We also have been feeling very festive with our performance rehearsals and look forward to showing you next week.


WEEK
6

Helpful
TIPS

We won't be setting any homework in the GCP books over Christmas however remember to read and practice times tables as they will be very useful to you.

Have a great Christmas

After half term we will be learning all about the Mayans. We have some fantastic lessons coming up linked to history, D&T and art.



SO
WHAT,
WHAT'S
NEXT?